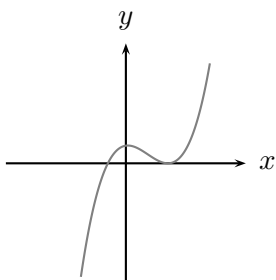


7. [8 points] For each of the graphs below, select the formula beneath the graph which best fits the behavior of the graph. In each case, assume that A , B , C , D , E , F , and G are positive constants. (Circle your choice. No work or explanation is necessary.)

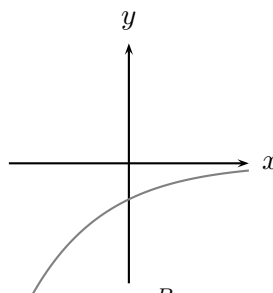


$$y = A(x - B)(x + C)$$

$$y = A(x - B)^2(x + C)$$

$$y = -A(x + B)^2(x - C)$$

$$y = A(x + B)^2(x - C)$$

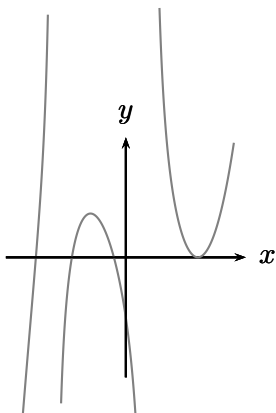


$$y = Ae^{Bx}$$

$$y = Ae^{-Bx}$$

$$y = -Ae^{Bx}$$

$$y = -Ae^{-Bx}$$

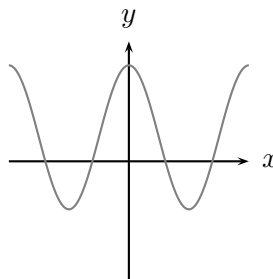


$$y = \frac{A(x - B)(x - C)(x - D)(x + E)^2}{(x + F)(x - G)}$$

$$y = \frac{A(x + B)(x + C)(x + D)(x - E)}{(x + F)(x - G)}$$

$$y = \frac{A(x + B)(x + C)(x + D)(x - E)^2}{(x + F)(x - G)}$$

$$y = \frac{-A(x + B)(x + C)(x + D)(x - E)^2}{(x + F)(x - G)^2}$$



$$y = -B \cos(Cx) - A$$

$$y = A + B \cos(Cx)$$

$$y = -A + B \sin(Cx + D)$$

$$y = A - B \sin(Cx)$$